

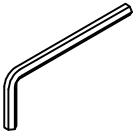
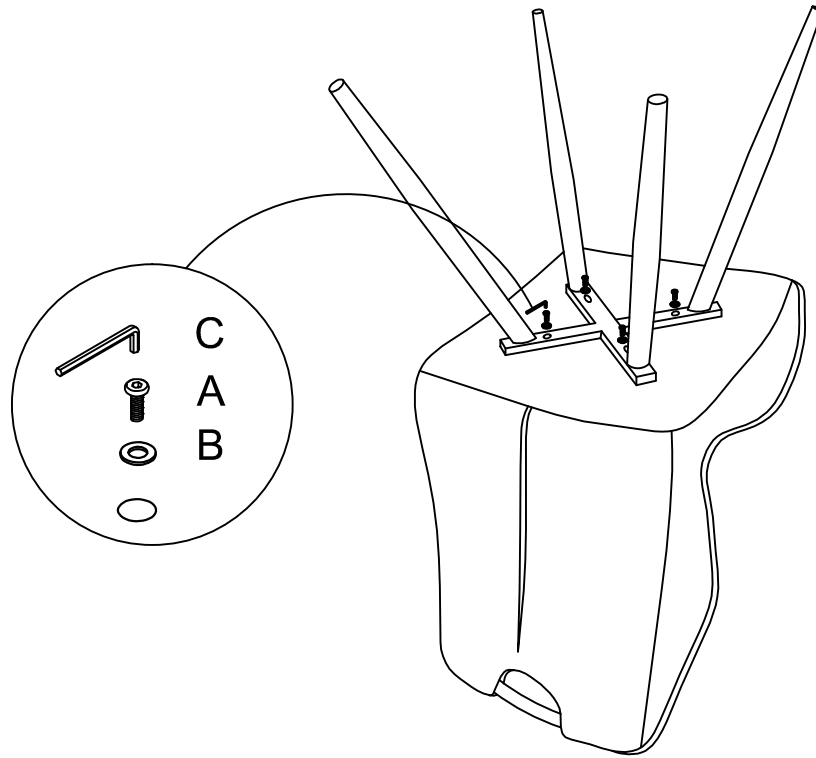



ASSEMBLY INSTRUCTION

A  M6x30 x4	B  M6 x4	C  x1				
---	--	---	--	--	--	--

STEP 1



STEP 2



NOTE

- ① "Before you tight all screws. Please make sure all the screws in the right holes/positions."
- ② "If negative, please release the screws to adjust it to right position and tight them."