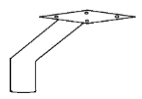


Sledepoet
H=130mm



Type: 555
H=120mm-
150mm

Type: CAP
H=130mm



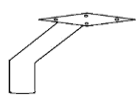
x1



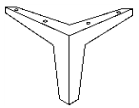
PZ-2



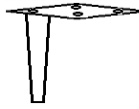
Type: CAP
H=130mm/
150mm



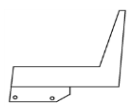
Type: 3224
H=120mm/
150mm



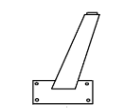
Type: KAL
H=120mm/
150mm



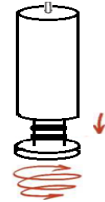
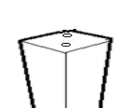
Type: TPH
H=120mm/
150mm



Type: ROS
H=120mm/
150mm



Type: UNW
H=120mm/
150mm



x1



x1

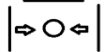


Model Coventry

Montagehandleiding

Schroefgaten zijn **niet** voorgeboord.

Gelieve de poot monteren aan de kant waar de beugel omhoog wijst.



De plaats van de pootbevestiging bevindt zich tussen de nieten

POTEN:

De poten zijn verpakt in de bank. Aan de onderkant van de bank is een rits. Deze open doen, poten eruit halen (draad doorknippen) en rits dichtdoen.

x1



Aanduiding
metaal poot/
houten poot

X

Aanduiding
verstelbare
poot

Y


Aanduiding metaal
poot

Z

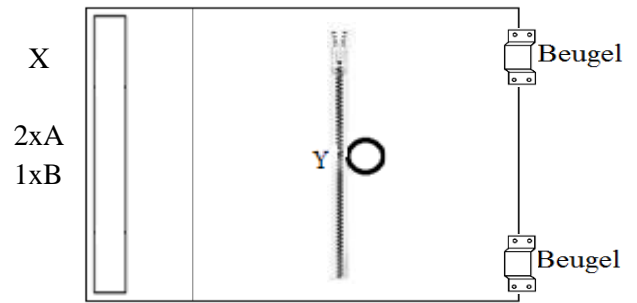
Aanduiding
schroef

A

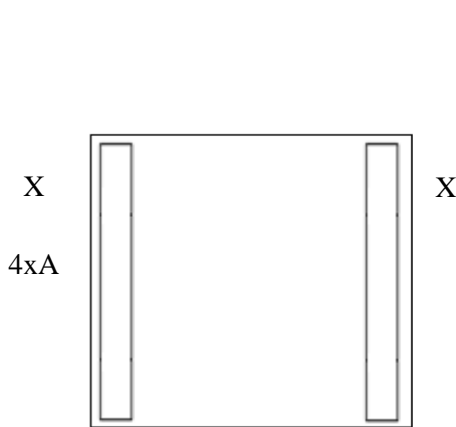
B



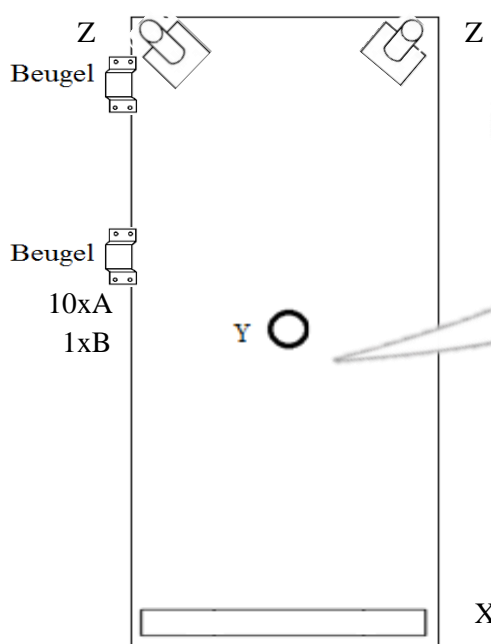
Arm links/rechts: 2,5 zits



Arm links/rechts: 3(2x90) zits



Hocker 90x90;



Hoek met eiland

